


Gigi feels *Jumbled*

A
Children's
Picture
Book



*Marisa
Castronova*

Ready to Go Lesson!

For social and emotional learning

Sing Along

About the Author!

MARISA CASTRONOVA

Marisa Castronova, PhD, is proud to introduce her debut children's picture book, "Gigi Feels Jumbled."

With over 15 years of classroom teaching experience, Marisa has worked to help children learn, grow, and become their best selves. She has been featured twice on the Emmy award winning television program, Classroom Close-up, NJ, where her expertise in science education has been highlighted. At the university level, she works to help graduate students persist in their educational pursuits.



For Marisa, writing is a way to share some of life's small, but important moments. Her new book focuses on one of these moments, the first day of school.

In addition to being a fun and catchy read, Marisa hopes that Gigi's story can serve as a social emotional learning tool for children everywhere. Gigi models one way to handle a difficult situation, opening up the door for children to reflect upon and discuss how they might do the same.

To learn more about Gigi's message, follow Marisa on social media.



 @MarisaCastronovaAuthor

  @CASology627

Order a Copy

When first day of school jitters start to creep in, Gigi feels mixed up and all jumbled within. How will Gigi push through her topsy-turvy emotions?



SCAN ME

Scan the QR code using your smartphone to order a copy available from Amazon.



Lesson

Lesson Title

Sing Along

Goal

Students will sing about a time they felt jumbled.

Materials

- Book “Gigi Feels Jumbled”
- Song Lyrics
- Optional “*Three Blind Mice*” instrumental music



Book Connection

In the book, Gigi feels jumbled. In the end, a hug-kiss-snuggle combination helps her nerves melt away. Children can remember this special combination by singing a song.


Lesson Directions

1. Read the book “Gigi Feels Jumbled” aloud to the class. Afterwards, explain how Gigi had a special way to feel better. For Gigi, she needed a hug, a kiss, and a snuggle.
2. Tell children that you are going to read the book a second time. This time, they will listen for the words “hug,” “kiss,” and “snuggle.” When they hear one of these words, they will do a special movement. For “hug,” you can have children cross their arms. For “kiss,” you can have children blow kisses. For “snuggle,” you can have students move their heads/noses back and forth. Choose movements appropriate for your children.
3. Now, tell children that they are going to sing a song to help them remember how Gigi calmed her nerves. Sing the song with the children having them add movement as appropriate.
4. At the end, take turns singing about each individual child. Personalize the song with the child’s name and the time he/she felt jumbled.

Gigi Feels Jumbled

Song Lyrics

(sung to the tune of "Three Blind Mice")



Gigi feels jumbled.

Gigi feels jumbled.

When she goes to school.

When she goes to school.

Her mom said it would be okay,

A HUG, A KISS, A SNUGGLE – Hooray!

With all three she'll be on her way,

To have a great day! To have a great day!

Your turn...

(sung to the tune of "Three Blind Mice")



[Name] feels jumbled.

[Name] feels jumbled.

When [_____].

When [_____].

Everything will be okay,

A HUG, A KISS, A SNUGGLE – Hooray!

With all three you'll be on your way,

To have a great day! To have a great day!

KISSES O

SNUGGLES



HUGS X

HUGS X

KISSES O

SNUGGLES






Contact Me

Tell me how you've used the book and/or lessons in your classroom! Email your ideas, pictures and stories to:

casologyconsulting@gmail.com

Or... Spread Gigi's message on social media. Don't forget to tag me in your post when you do!



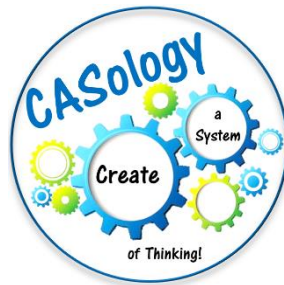
 @MarisaCastronovaAuthor
  @CASology627

Thank you!

Terms of Use

Thank you for using this resource! Please remember that this content is owned by the author, Marisa Castronova. Redistribution, sharing, or posting of this resource on the internet is prohibited. If you would like to direct other people to this resource, have them contact the author at the following email address:

casologyconsulting@gmail.com



Credits

Border by:



Images by:

pixabay